

ED 311 992

JC 890 499

AUTHOR Abood, Nancy V.; And Others
 TITLE Community College of Rhode Island: Annual Report 25, 1988-89.
 INSTITUTION Community Coll. of Rhode Island, Warwick.
 PUB DATE 89
 NOTE 41p.
 PUB TYPE Reports - Descriptive (141) -- Statistical Data (110)

EDRS PRICE MF01/PC02 Plus Postage.
 DESCRIPTORS *College Faculty; College Graduates; College Programs; Community Colleges; *Educational Finance; *Educational Trends; *Enrollment Trends; Extracurricular Activities; *Institutional Characteristics; Multicampus Colleges; School Personnel; Student Characteristics; Two Year Colleges; *Two Year College Students

IDENTIFIERS *Rhode Island

ABSTRACT

An overview is provided of the 25-year history of the Community College of Rhode Island (CCRI). The narrative section of the report begins with a message from CCRI's president concerning institutional priorities for the next five years. Subsequent sections of the narrative focus on: (1) the history and expansion of the college; (2) 1988 enrollments; (3) educational program highlights, including the cooperative education program, programs and services for minority students, CCRI's Urban Educational Center, a 2 + 2 Tech Prep Associate Degree Program, health care programs, and CCRI's Family Life Center; (4) the special achievements and accomplishments of faculty and staff members; (5) student activities, including special events, efforts to integrate foreign students into the college community, athletics, the Athletic Hall of Fame, and community recreation programs; and (6) special events to celebrate CCRI's 25th anniversary. The remainder of the report provides longitudinal data on changes in student characteristics (e.g., sex, age, race, and residency) between 1984-85 and 1988-89; fall enrollments from 1976 to 1988; characteristics and goals of 1988 incoming students; full- and part-time enrollments between 1985-86 and 1988-89; off-campus credit enrollments by site; follow-up data on 1987 and 1988 graduates; CCRI transfers to other Rhode Island colleges; non-credit enrollments between 1985-86 and 1988-89; enrollment by program of study between 1985-86 and 1988-89; graduates by program of study between 1984-85 and 1988-89; faculty characteristics and rank; staff characteristics; tuition and fees between 1970-71 and 1988-89; general education revenues and expenditures from 1976-77 to 1988-89; and student financial aid from 1985-86 to 1987-88. Finally, a brief description of the CCRI Foundation is provided, along with a list of the college's trustees. (AYC)

 * Reproductions supplied by EDRS are the best that can be made *
 * from the original document. *

ED311992

ANNUAL
REPORT

25

1988 - 89

Community College
of Rhode Island

"PERMISSION TO REPRODUCE THIS
MATERIAL HAS BEEN GRANTED BY

William LeBlanc

TO THE EDUCATIONAL RESOURCES
FORMATION CENTER (ERIC)."



BEST COPY AVAILABLE

U.S. DEPARTMENT OF EDUCATION
Office of Educational Research and Improvement
EDUCATIONAL RESOURCES INFORMATION
CENTER (ERIC)

This document has been reproduced as
received from the person or organization
originating it.

Minor changes have been made to improve
reproduction quality.

• Points of view or opinions stated in this docu-
ment do not necessarily represent official
OERI position or policy.

JC870499

Rhode Island Board of Governors for Higher Education

Albert E. Carlotti
Henry J. Nardone
Stephen M. Burns
Robert V. Bianchini

Chairman
Vice Chairman
Secretary
Treasurer

Charles H. Bechtold
Augustine Capotosto, Jr.
Miriam Curtis Coleman
J. William Corr, Jr.
George Graboys
Anne M. Hartmann
Paul A. MacDonald
John F. McBurney III
Mark S. Weiner, Sr.

Americo W. Petrocelli

Commissioner

Community College of Rhode Island Chief Administrative Officers

Edward J. Liston
Robert A. Silvestre

Robert G. Henderson

Raymond A. Ferland

President
Vice President
for Academic Affairs

Vice President
for Business Affairs and Treasurer

Vice President
for Student Affairs

Community College of Rhode Island

Knight Campus
400 East Avenue
Warwick, RI 02886-1805
825-1000

Flanagan Campus
1762 Louisquisset Pike
Lincoln, RI 02865-4585
333-7000

Urban Educational Center
126 Somerset Street
Providence, RI 02907
333-7200

Satellite Campuses

East Providence High School
2000 Pawtucket Avenue
East Providence, RI 02914
434-0810

Middletown High School
Valley Road
Middletown, RI 02840
847-5943

Newport Hospital
Friendship Street
Newport, RI 02840
847-9800

Westerly High School
23 Ward Avenue
Westerly, RI 02891
596-0104

Woonsocket High School
777 Cass Avenue
Woonsocket, RI 02895
765-8711

Preface

This seventh edition of CCRI's Annual Report contains a narrative with tables that present statistical information about the Community College of Rhode Island.

Annual Report Narrative

President's Message	3
History	4
Enrollment	6
Educational Program Highlights	7
Faculty and Staff	10
Student Activities	12
25th Anniversary	15

Statistical Presentation

Students	18
Programs	27
Faculty and Staff	29
Finances	32

1

This report was prepared by Nancy V. Abood, Assistant to the President, William LeBlanc, Director of Institutional Research and Planning, and Lee Chartier, Director of Public Relations and Publications.

Design and Photographs by David Fischbach
Fall 1989

President's Message



The Community College of Rhode Island is celebrating its 25th anniversary this year with a series of programs and activities to commemorate two and a half decades of community college education and public service in Rhode Island.

As we look back over our twenty-five year history, we can point with pride to our growth from a small junior college to the largest, most comprehensive community college in New England. Our enrollment is approaching 15,000 students and we are continuing to expand our offerings to meet the changing needs of our student population.

In addition to the traditional college transfer programs, CCRI offers technical career training, special courses for business and industry, short term job training for unemployed and underemployed workers, basic skills and ESL courses, cooperative education options, and non-credit courses for personal enrichment.

As we move into the 1990's, the biggest challenge facing the College will be to continue to reach out in response to changing community needs while maintaining

quality in existing programs.


Five areas will receive priority attention over the next few years:

- Expansion of health care program offerings
- Implementation and expansion of cooperative education opportunities
- Minority recruitment and retention
- High school/community college partnership programs
- Short term job training.

As the Community College of Rhode Island celebrates its 25th anniversary, it is a strong, dynamic institution. The commitment to quality has never been stronger and the primary goal for the next five years will be to continue to offer excellent programs and services so that students who might not otherwise go to college will have the opportunity to enhance their lives through education.

A handwritten signature in cursive script that reads "Edward J. Liston". The signature is written in dark ink on a light background.

Edward J. Liston
President



History

Two and a half decades ago, Rhode Island Junior College opened its doors to 325 students. Established in 1960 by an Act of the General Assembly, the College was housed in makeshift quarters at 199 Promenade Street in Providence. The original plans called for an enrollment of 200 students in the opening class, but because of the large number of applications, Governor John Chafee permitted the expansion of the initial enrollment to 325.

The College saw further expansion in its second year of operation. Additional quarters were rented in a converted factory and temporary classrooms and laboratories were built. After two years of operation in Providence, the student body increased again including for the first time students in the Associate Degree in Nursing and six vocational-technical field programs.

In October, 1964, Royal W. Knight of Warwick made a gift of 80 acres of property including an historic homestead and other buildings to the College, which was to become the first permanent campus

of RIJC, named the Knight Campus by the Board of Trustees. Later acquisitions of adjoining land increased the campus area to 205 acres. Ground was broken for the Knight Campus facility in 1969 and the campus was opened in September, 1972, with an enrollment of 3,000 students.

Even before the Knight Campus opened, the Rhode Island Junior College Blackstone Valley Master Plan Proposal was unveiled. This plan updated the overall projections for full development of the state system and included basic design criteria for the second campus facility — the Dr. William F. Flanagan Campus, named in honor of the College's first president.

Site work for the campus in Lincoln was started in the fall of 1973, and construction began during the following summer. The 3000-acre campus, located on Louisquisset Pike, was opened in September, 1976, with 1,700 students.

In 1978, Edward J. Liston took over the leadership of the College as its second President. Under his direction, the College continued to respond to the needs of the community. Courses for college credit were offered at off-campus locations and community services offerings were expanded. In addition, in 1980, the RI Board of Regents for Education approved changing the name of the College to Community College of Rhode Island to reflect the true mission of the institution.

Throughout the years, the College has continuously grown to fulfill its mission of providing academic transfer programs, vocational-technical training and community service offerings for the people of Rhode Island. The growth in numbers of students has been accompanied by curriculum expansion and additional services for Rhode Islanders. New programs have been offered and class schedules extended to include more evening and summer offerings.

CCRI has also developed a network of satellite facilities to serve the needs of residents who find it more convenient to attend classes in their own community. Courses were first offered at satellite locations in spring, 1979. Now, RI residents





can attend classes at off-campus facilities in East Providence, Middletown, Newport Hospital, Westerly and Woonsocket. In addition, CCRI offers credit courses, high school equivalency preparation and testing, and an English-as-a-second-language program at its Urban Educational Center in Providence.

CCRI offers a wide variety of non-credit opportunities, including grant-funded pre-vocational training, high school equivalency preparation, and a host of self-enrichment courses ranging from aerobics to money management. Last year, approximately 11,000 individuals enrolled in non-credit courses offered through the Office of Community Services.



The College's continued association with business and industry in the state has also expanded with the establishment of a Center for Training and Development. The Center serves a number of companies with a wide range of customized programs and services.

"CCRI is a stellar example of the fine system of community colleges across the country. As a Senator from Rhode Island, I am proud of the record compiled by this fine institution, but as chairman of the Senate's Education Subcommittee, I am even more impressed with the very significant contribution it has made to education in its brief, 25 year existence."

*Claiborne Pell
United States Senator
Congressional Record, March 9, 1989*

The Community College continues to recognize the importance of safeguarding its fine facilities. At the Knight Campus nearly one-half of the faculty now occupy newly renovated office space and the remaining area to be renovated is scheduled for completion in the fall of 1989. The major project at the Flanagan Campus involved a complete conversion of several classrooms to accommodate a fully operational 18 chair dental clinic.

Enrollment

CCRI enrolled 14,718 students in credit courses during the fall 1988 semester, a 12.3 percent increase over the previous year. To accommodate the increase at the main campuses, class sections were added in high demand areas and additional courses were scheduled at 8 a.m. and 2 p.m., not traditionally heavily scheduled periods.

Enrollment also increased in off-campus programs from a total of 2,432 satellite

require special attention by referring a caller to a staff person for advising. The system also has automatic section search capabilities to help students find alternate sections for closed or cancelled courses and will eventually allow students or potential students to check the status of admissions applications or financial aid.

Students were first able to register for courses by telephone for the summer session 1989. At that time, 2,324 of the 5,566 students who took summer courses registered by telephone. This represents approximately 42 percent of the students using this new service.

Sixteen telephone lines are available as well as an incoming toll free number so that students throughout the state may register by phone without paying for the call. The estimated time to register for a full-time course load is about six minutes.




enrollments in fall, 1987 to a total of 3,349 last fall. The number of students registered in non-credit courses has also increased.

Summer enrollment increased by 1,144 students over last year, a growth of approximately 26 percent.

CCRI has become the first college in the state to offer fully automated, on-line telephone registration as a service to its students. The \$95,000 project was funded through the Rhode Island Board of Governors for Higher Education Challenge Fund for Management and Administrative Improvements.

Dubbed "TELUS" for telephone user system, the voice response technology allows students to register for courses, check course status, confirm schedules and add or drop courses by using a Touch-Tone phone. A call referral option makes the system responsive to circumstances that



Educational Program Highlights



Academic programs at the Community College of Rhode Island are developed to meet the diverse needs of the people of the state. Students can select from over 20 program areas designed to prepare them for paraprofessional or technical careers and/or successful transfer into baccalaureate degree programs. In addition to providing quality programs for the "traditional" college student, CCRI is uniquely designed to serve older students returning to school after years away from the classroom, adults who wish to attend college part time while working full time, and recent immigrants.

Cooperative Education

The U.S. Department of Education awarded a five-year Title VIII grant to the Community College of Rhode Island to integrate cooperative education into programs throughout the College. During the first year, the project was funded for \$191,018. In addition, the College received \$45,000 from the Rhode Island Department of Education in 1988-89.

Cooperative education, which involves students in relevant work experiences as part of the curriculum, was introduced as a pilot project for retail management students several years ago. During the past year, the Cooperative Education Program has been expanded to include the accounting, business/management and legal secretarial programs. A total of 130 students

were placed in co-op positions. Eighty-five employers have supported the program.

The Cooperative Education Program will be further expanded next year with the addition of office studies and computer science students. The goal is 220 placements for 1989/90.

Minority Students

The Community College of Rhode Island is committed to providing educational access to minority students. A wide variety of programs and services are available to the 1,100 minorities (7% of the College population) who attend CCRI.

The newest effort to assist minorities in attaining their educational goals is the CCRI Mentor Program, which is funded through the Rhode Island Board of Governors Incentive Fund for Excellence. The program, which currently serves more than 100 minorities, provides students with role models from the faculty, administration, student population and the community to serve as mentors and provide guidance and support for students during their years at CCRI.



Urban Educational Center

The Community College's Urban Educational Center in Providence celebrated its 20th anniversary this year. The Center was founded in the wake of the death of Dr. Martin Luther King, Jr., to bring the benefits of education and learning to people who may have been bypassed by the traditional educational system.

Today, UEC offers day and evening classes for college credit, high school equivalency preparation and testing and an English-as-a-second language program. The Center also sponsors a variety of activities designed to meet the needs of the urban and minority community it serves.

The College is currently in the process of determining how to expand its presence in Providence, utilizing data collected through an externally coordinated community needs assessment study.

2 + 2 Tech Prep Associate Degree Program

The Community College of Rhode Island has continued to expand its partnerships with high schools in Rhode Island over the



The 2 + 2 Tech Prep Program is a highly focused program that begins in grade 11 and culminates with an associate degree. The tech prep curriculum, which combines a common core of academic skills and technical education, is goal oriented, occupationally related, and taught in an applied setting. This is a program that realistically prepares students to work in a technological society.

The 2 + 2 Program was established through a \$113,000 grant from the Rhode Island Board of Governors for Higher Education Incentive Fund for Excellence.

The Community College of Rhode Island has been aggressive in developing a quality Tech-Prep/Associate Degree Program. In a society saturated at every level with technology and information, CCRI has implemented a program that combines a common core of academic skills and technical education required for a successful technical career. It will serve those who will keep this country working in the years to come.

*Dale Parnell
President
American Association of
Community and Junior Colleges*


past year in order to provide students who are enrolled in general education programs with an alternative program of study that will prepare them for a technical career. The 2 + 2 Tech Prep Associate Degree Program has developed partnerships with 11 high schools, and approximately 260 students participated in the program this year.

Health Care Programs

The expansion of Nursing and Allied Health Programs received top priority in an effort to respond to local labor shortages in these fields.

A new program in Dental Hygiene has been established at the Flanagan Campus, and an evening Nursing Program is underway at Newport Hospital. In addition, CCRI has established partnership programs with nursing homes across the state and with the RI Department of Mental Health, Retardation and Hospitals to upgrade the skills of health care employees.

The next steps planned include expansion of the Nursing Program at the Flanagan Campus and the establishment of a Physical Therapy Assistant program at the Newport Hospital satellite facility.



"The Dental Hygiene Program at CCRI adds an important dimension to dental auxiliary education in Rhode Island especially since it provides a much needed source for licensed hygienists who currently are in short supply in our state. This nationally recognized associate degree program will assure that its graduates are trained to the level of clinical and scientific competence required by the State Dental Practice Law. In addition, it will offer an opportunity for the state's high school graduates to pursue a para-professional career that will lead to interesting and rewarding work with dentists, providing direct care for patients in private dental practice and public health programs."

*Joseph A. Yacovone, D.M.D., M.P.H.
Chief, Division of Dental Health
Rhode Island Department of Health*

The Family Life Center

The Family Life Center of the Community College of Rhode Island addresses the human service training needs of both families and professionals who provide service to families. The Center has been operating since February 15, 1988 and is funded through a grant from the RI Supreme Court in a direct effort to provide a single, "umbrella" agency that can address the information and training needs of Rhode Island families.

The goal of the grant is to develop and operate educational programs that both directly help family members cope with a wide array of issues as well as train professionals who deal with this same population.

The Center has operated a total of 77 different classes on more than 24 different

topics serving 1,155 program participants. All classes are conducted by a recognized professional in the field.

The Family Life Center also works cooperatively with the CCRI Department of Human Services to operate the Early Childhood Parent Education Project, a grant-funded project providing primary prevention services to at risk families.

The Family Life Center received approximately \$120,000 in funding during 1988-89.

"The Rhode Island Judiciary and the Community College recognize that the family forms the core of our society. The Family Life Center is our joint attempt to improve and enrich the quality of family life through education."

*Thomas F. Fay
Chief Justice
Supreme Court of Rhode Island*

Faculty and Staff

Nearly 100 CCRI employees were recognized for their years of service and contributions to the College at the sixth annual Employee Recognition Program held in May. Service pins were awarded to employees who have been with the College or State system for 10, 15, 20 or 25 years.

Honored for twenty-five years of service at CCRI were M. Jane Allaire, Professor of English; Robert Henderson, Vice President for Business Affairs; Raymond Newbold, Professor of Mathematics; Robert Silvestre, Vice President for Academic Affairs; John Sousa, Dean of Off-Campus Programs; and James Verde, Professor of Biology. In addition, three College employees were recognized by their peers for their commitment to CCRI demonstrated by a willingness to assist students, faculty and staff beyond their job requirements. These awards were presented to Jean Lovett of the Student Affairs Division, Hila Rao of

the Athletic Department and Harold Whelan of the Physical Plant Department.

Twenty-three CCRI faculty members have been promoted for the coming academic year. Promoted to rank of full professor were: Richard L. Ballou of the Art Department; Joyce A. Buck and Lillian Pariseau of the Human Services Department; Guy E. Davis of the Mathematics Department, Rosemary DiLeone of the Allied Health Department; James R. Frechette, Frank J. St. Pierre and Sylvia Mercier of the Learning Resources Center; James A. Glickman, Barbara Legg, Janet Sullivan and Ellen M. Willard of the English Department; Jeanne B. Nordquist of the Office Studies Department; John S. Renza, Jr., and Solomor. A. Solomon of the Business Department; and George R. Williams of the Biology Department.

Those faculty promoted to associate professor were: Glenna Giordano, M. Jeanne Mason and Kathleen M. Shay of the Nursing Department; Thomas F. Morrissey and Cynthia Smith of the Art Department, and Wayne Suits of the Chemistry Department.

Taggart Z. Aitken of the Art Department was promoted to assistant professor.

Jaclynne H. Laxon, Professor of Biology, and Ira Schaeffer, Counselor and part-time faculty member in the English Department were honored as this year's distinguished Flanagan Lecturers. The Flanagan Lecture Series is held annually to showcase the teaching expertise of Community College faculty and to prepare high school students for the transition from high school to college by exploring contemporary ethical issues. Dr. Laxon's topic was biotechnology and Mr. Schaeffer discussed persuasion in magazine advertising. Both workshops actively involved students in the learning process by promoting the development of critical thinking skills.

Maureen E. McGarry was named Assistant Dean of Nursing and Allied Health Programs at CCRI. Prior to her appointment she was curriculum coordinator and a counselor for student nurses at St. Joseph Hospital's School of Nursing.

Joseph P. DiMario has been appointed Dean of Admissions and Records. Before






assuming this position he served as Registrar at CCRI.

Dennis J. Grassini has been named Bursar at the Community College. Prior to his appointment, Grassini was revenue coordinator for the City of Warwick's Finance Department, Tax Collection Division.

Deborah Aiken has been promoted from Assistant to Associate Registrar.

Holly Hitchcock was named CCRI's new Career Services Coordinator. Ms. Hitchcock was formerly a State judicial education officer for the Rhode Island Supreme Court.

Marcia T. Allen was appointed Director of Cooperative Education at CCRI. The College recently received a five-year grant from the U.S. Department of Education to integrate cooperative education into programs throughout the College.



Student Activities

Special Events

CCRI hosted the 1989 U.S. Academic Decathlon, a national scholastic competition that brought high school students from across the United States, Brazil and Ireland to the Knight Campus this spring. A total of 60,000 high school juniors and seniors participated in local and state competitions. Winners of the state contests competed in the national event.

The Office of Minority Student Affairs sponsored a variety of lectures and activities in celebration of Black History Month including a presentation by Reverend Darryl Smaw entitled, "Black American History: Looking Back and Moving Forward."

Columnist Mark Patinkin visited the Flanagan Campus during the spring and spoke to students, faculty and staff about *The Silent War*, a book he co-authored with economist Ira Magaziner.

CCRI hosted "Tech Access 89," a conference designed to bring up-to-date information to the community about technologies which can benefit individuals with disabilities. Participants were given hands-on opportunities to explore state-of-the-art equipment with applications to education, employment, independent living and leisure activities.

CCRI student Antonio Zeferino was the winner of this year's Rhode Island Marathon. The race was Zeferino's first marathon.

In March, CCRI's Sex Equity Center co-sponsored "Futures Unlimited," an award-winning mathematics-based career conference for 9th to 12th grade females, their teachers/counselors and parents. The conference highlighted the important connection between mathematics and non-traditional careers for women in the sciences, technology, skilled trades and business professions.

The Division of Student Affairs held a Job Fair, an International Fair and a variety of open houses at the main campuses to showcase the College and its programs. Open houses were also held at satellite facilities as outreach into local communities.



International Students

In 1937, the Community College began to admit foreign students with the goals of broadening the geographical and cultural perspectives of its students and developing an educational environment sensitive to global concerns. Since that time, the number of international students attending CCRI has increased from seven to 53 students representing 30 countries.

In order to help integrate international students into the College environment and to meet their common needs, CCRI formed an International Student Organization. In addition, CCRI has joined the College Consortium for International Studies (CCIS) which enables the College to offer eligible students the opportunity to study abroad and enhance their educational experience. The College has also become a member of the Consortium for Service to Latin America. The Consortium works to develop training programs for Latin American students and has placed two students from El Salvador at CCRI.

Athletics

The year 1988-89 proved to be the most successful period in the history of intercollegiate athletics at CCRI. Every team achieved winning seasons and several teams won New England championships.

The Cinderella story of the year was the CCRI men's basketball team, which compiled an astonishing 21-2 regular season record en route to a post-season playoff berth. They won both the New England and Northeast Championships qualifying them for the National Championships in Hutchinson, Kansas. The team lost two late minute heartbreakers in Kansas but reached one of basketball's pinnacles, the "Sweet Sixteen." For their efforts, Coach Vin Cullen was chosen as the New England Coach-of-the-Year and player Doug Haynes was selected for the All-American team.

Coach Gail Davis' volleyball team completed another outstanding season that involved both a New England and Colonial States Athletic Conference Championship.

The women's basketball team capped off a tremendous season under first-year head coach Dave Chevalier by advancing all the way to the championship game before losing to perennial champions Mitchell College.

The baseball and softball teams both won Colonial States Athletic Conference championships. Softball coach Dick Tellier was selected as the New England Coach-of-the-Year as he guided his team to a regular season ranking of number one in New England softball. Player Carol Withers com-



pleted a spectacular career by being named CCRI's first All-American player. Baseball coach Art Pontarelli was named as a coach of the U.S. Olympic Sport's Festival.

Coach Tom Kenwood's cross-country teams continued to be one of the most dominant programs in the Northeast.

The soccer and tennis teams both qualified for post-season play after completing successful regular seasons. Tennis player Andrew Carr was New England's top individual performer and competed in the nationals held in Tyler, Texas. Soccer player Edilton Martins was selected as an NJCAA All-American.


"The Community College of Rhode Island has consistently been one of the premier athletic programs in New England. The State of Rhode Island should be extremely proud of CCRI's outstanding athletic staff, facilities and student-athletes."

Douglas Yarnall
Regional Director
National Junior College Athletic Association



In golf, second-year coach Harry Keenan returned CCRI back to the top of New England golf circles by winning the New England Championship and just missing the final cut at the Nationals in Norfolk, Nebraska. For his efforts Coach Keenan was selected as the New England Coach-of-the-Year.

The ice-hockey team narrowly missed making the playoffs for the first time since it joined the Northeast Small College Hockey Association.



Hall of Fame

Fortunato "Fred" Carello, a former coach, and Greg Cornell, an All American runner, were inducted into the CCRI Athletic Hall of Fame during ceremonies at the Quonset Point Officer's Club. Carello recently retired after a distinguished career at CCRI in which he served the College as golf coach, ice-hockey coach and chairman of the Math Department. Cornell, a New England Champion who has represented CCRI at two National Championships went on to become an All-American at Bridgewater State College.

The Hall of Fame was established in 1984 to recognize those individuals who have made significant contributions to the Athletic Programs at the Community College of Rhode Island.

Community Recreation

The Department of Athletics, through its many community-based programs, has a long history of linking the College with the community.

CCRI's National Youth Sports Program played host to over 400 economically deprived youngsters during the past year. The program, which is ranked as one of the best in the country, provides each participant with a medical exam, daily USDA approved meal, quality sports instruction and academic enrichment at no cost to the participant.

The Community Recreation Program sponsored by the Athletic Department serviced the recreational needs of over 21,000 people during the year 1988-89. The program included children's swim lessons, early bird lap swimming, recreational swimming and a variety of physical fitness activities.

CCRI's two athletic complexes continued to be utilized for some of the state's top athletic events. Additionally, many special populations, like the M. S. Society, Cerebral Palsy and Senior Citizens continued to utilize CCRI as a therapeutic resource.



25th Anniversary

CCRI kicked off its yearlong 25th anniversary celebration last February at a ceremony and reception held at the State House for faculty, staff, students and alumni. Included among the guest speakers were Albert E. Carlotti, chairman of the Board of Governors for Higher Education, Dr. Eleanor McMahon, former Commissioner of Higher Education, and Sarah

Flanagan, daughter of the late Dr. William Flanagan, founding president of the Community College.

Representative Claudine Schneider spoke at an anniversary dinner held in April for representatives of businesses and industries which have worked closely with the school.




A special Employee Recognition Program was held in May. The entire college community was invited to pay tribute to CCRI employees who have 10, 15, 20 and 25 years of service.

Other 25th anniversary activities held last spring include a jazz concert and other musical performances and special theatrical programs and performances.

As part of the 25th anniversary, an effort is being made to revitalize the CCRI/RIJC Alumni Association. Activities will be planned for that organization for the coming year.

A faculty forum will be held in October featuring Dr. Marvin Feldman, President of the Fashion Institute of Technology in New York City, who will speak on "Creative Thinking in the Classroom." The 25th Anniversary Silver Spectacular dinner dance will also be held in October.



STUDENT CHARACTERISTICS

The 1988 student body at the Community College of Rhode Island is composed of considerably more women than men (64% women for the fall of 1988). A breakdown of part-time students by age group for the fall of 1988 reveals that 68 percent of these 10,474 students are 25 years of age or older (see Table 4).

For the fall of 1988, students in the under 20 age group accounted for 21% of the headcount enrollment. Of those reporting their race, 9% were from a minority group. Forty of the students classified as out-of-state actually were international students from 27 different countries.

TABLE 1 **SEX, AGE, RACE, AND RESIDENCY**

	1984-85	1985-86	1986-87	1987-88	1988-89
TOTAL STUDENTS	12,317	12,617	13,096	13,107	14,718
Sex					
Female	7,571	7,782	8,165	8,259	9,397
Male	4,746	4,835	4,931	4,848	5,321
Age in Years					
Under 20	3,387	2,760	2,807	2,840	3,032
20-24	3,333	3,632	3,630	3,547	3,904
25-34	3,297	3,631	3,758	3,736	4,213
35-44	1,549	1,722	1,922	1,877	2,354
Over 44	659	872	979	1,107	1,215
Race					
American Indian	38	45	54	62	80
Asian	142	153	166	150	212
Black	489	371	376	370	471
Hispanic	171	162	238	260	325
White	10,387	9,320	9,119	9,112	10,707
Not Reported		2,566	3,143	3,153	2,923
Residency					
Rhode Island	11,763	12,025	12,445	12,517	14,108
Out-of-State	554	592	651	590	610
PERCENT					
Sex					
Female	61%	62%	62%	63%	64%
Male	39%	38%	38%	37%	36%
Age in Years					
Under 20	28%	22%	21%	22%	21%
20-24	27%	29%	28%	27%	26%
25-34	27%	29%	29%	29%	29%
35-44	13%	13%	15%	14%	16%
Over 44	5%	7%	7%	8%	8%
Race (Only Those Reporting)					
Minorities	7%	7%	8%	8%	9%
White	93%	93%	92%	92%	91%
Residency					
Rhode Island	96%	95%	95%	95%	96%
Out-of-State	4%	5%	5%	5%	4%

FALL ENROLLMENT FROM 1976 TO 1988

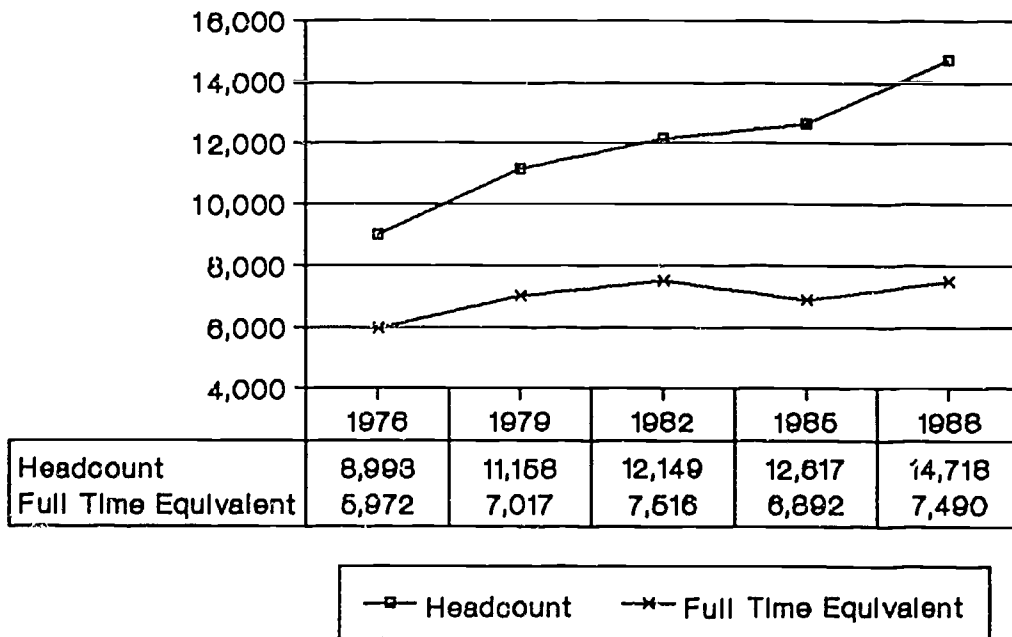
1976 has been selected as a base year for fall enrollment comparisons because that was the year in which the Lincoln Campus was opened in addition to the Warwick Campus. During the next seven years, enrollment on both campuses rose from 8,993 to 12,602 for a total increase of 40%. The full-time equivalent enrollment (FTE) peaked one year earlier at 7,516.

When comparing the 1982 FTE peak year to 1988, headcount enrollment increased 21% while FTE enrollment remained about the same. From the fall of 1987 to the fall of 1988 the headcount enrollment grew by more than 12% and the FTE enrollment increased by 7% (494 FTE's).

TABLE 2

FALL ENROLLMENT

FALL	NUMBER	FTE
1976	8,993	5,972
1977	10,317	6,900
1978	10,340	6,700
1979	11,158	7,017
1980	11,777	7,496
1981	11,721	7,486
1982	12,149	7,516
1983	12,602	7,344
1984	12,317	6,691
1985	12,617	6,892
1986	13,096	6,970
1987	13,107	6,996
1988	14,718	7,490
% Change from 1976 to 1988		63.7%
% Change from 1987 to 1988		12.3%
% Change from 1982 to 1988		21.1%
		25.4%
		7.1%
		-0.3%



INCOMING STUDENTS

All incoming students who attended a scheduling session offered during the summer of 1988 completed a student information sheet. Data collected from these students provide us with descriptive, historical information useful in a variety of planning processes within the Community College. This summary was generated from scheduling sessions held at the Knight and Flanagan Campuses. Seventeen hundred and eighty-seven students completed the information sheet. This particular enrollment cluster of students reported a median age of 18 years with 1,106 students or 62% under 20 years of age.

TABLE 3

INCOMING STUDENT SURVEY

	NUMBER	PERCENT
What is your age in years?		
Under 20	1,106	61.9%
20-29	387	21.7%
30-39	176	9.8%
40-61	51	2.9%
Over 61	4	0.2%
No Response	63	3.5%
What is your sex?		
Female	1,165	65.2%
Male	610	34.1%
No Response	12	0.7%
Will you be transferring to another CCRI program within the next year?		
Yes	232	13.0%
No	1,393	78.0%
No Response	162	9.0%
Are you established in a career?		
Planning a Career	1,114	62.3%
Established in a Career	99	5.5%
Undecided	506	28.3%
No Response	68	3.8%
For what purpose did you enroll?		
Obtain a certificate or degree	629	35.2%
Obtain Cert/Degree then transfer	773	43.3%
Transfer before Cert/Degree	240	13.4%
No Goal in Mind	126	7.1%
Take course for self-improvement	19	1.1%

FULL-TIME AND PART-TIME ENROLLMENT

Consequently, the total number of students enrolled in credit courses has increased substantially (1,611 students) from the fall of 1987 to the fall of 1988. Part-time students make up 71 percent of the 1988-89 headcount enrollment. Approximately 29 percent of all students were enrolled as full-time students (down 3% from 1987-88).


The distribution of ages of the part-time group continues to move upward. Currently, 69 percent of the part-time students are 25 years of age or older while 49 percent (52% in 1987-88) of the full-time students are under 20 years of age.

Finally, the degree status of full-time students (92 percent degree seekers) remains relatively stable while the percentage of part time degree candidates has recently increased from 42 percent in 1986 to 46 percent in both the fall of 1987 and 1988.

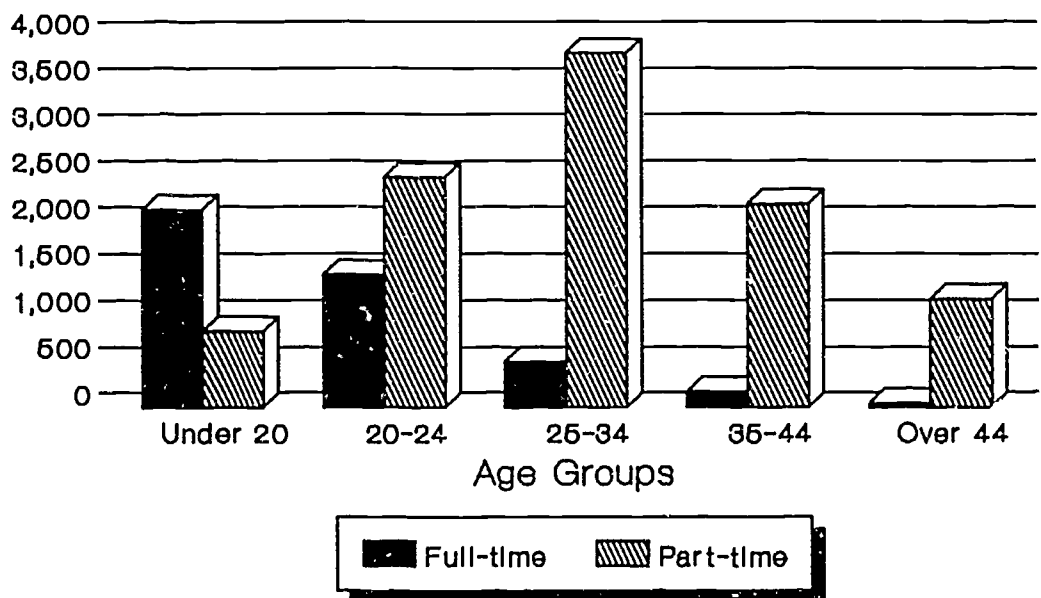
TABLE 4 **FALL ENROLLMENT BY FULL/PART-TIME**

	1985-86	1986-87	1987-88	1988-89
TOTAL STUDENTS	12,617	13,096	13,107	14,718
Full-time Students	4,084	4,065	4,174	4,244
Part-time Students	8,533	9,031	8,933	10,474
AGE GROUP IN YEARS				
Full-time Students				
Under 20	1,987	2,063	1,175	2,071
20-24	1,378	1,405	1,333	1,429
25-34	515	432	498	498
35-44	151	128	126	168
Over 44	53	37	42	45
Part-time Students				
Under 20	724	753	689	824
20-24	2,254	2,225	2,214	2,475
25-34	3,116	3,326	3,238	3,715
35-44	1,571	1,794	1,751	2,186
Over 44	819	864	964	1,170
Unknown	49	69	77	104
DEGREE STATUS				
Full-time Students				
Degree or Certificate Candidates	3,786	3,751	3,841	3,892
Non-Degree Status	298	314	333	352
Part-time Students				
Degree or Certificate Candidates	3,531	3,771	4,115	4,773
Non-Degree Status	5,002	5,260	4,818	5,701

CCRI ENROLLMENT Full-Time & Part-Time



FALL 1988 HEADCOUNT ENROLLMENT Full vs. Part-Time by Age Group 14,718 Students



OFF-CAMPUS CREDIT ENROLLMENTS

In addition to the classes offered at the Flanagan and Knight Campuses, the Community College conducts credit courses at the Urban Education Center and several satellite facilities. Some of these include high schools, community centers, and industrial sites. Each year the sites change according to the needs of students and the demand for programs. There were twenty three off-campus sites and twelve health care centers in the spring of 1989.

TABLE 5

ENROLLMENT BY ADJUNCT SITES

SITES	NUMBER OF STUDENTS			
	Fall 1987	Spring 1988	Fall 1988	Spring 1989
Urban Educational Center (Nights Only)	293	355	355	289
Middletown Satellite	448	427	474	426
Westerly Satellite	335	338	337	341
Woonsocket Satellite	275	260	323	363
Burrillville Satellite	35	77	42	33
East Providence Satellite	179	133	303	245
Newport Hospital Satellite	126	165	223	291
DaVinci Community Center	12	28	17	15
Electric Boat	137	146	101	85
Bayview Academy	29	(cont.)	17	(cont.)
Mt. St. Charles Academy	15	(cont.)	7	(cont.)
Adult Correctional Institution	58	71	98	125
Television Courses	540	640	572	834
Dept. of Navy (USS Kauffman)				21
Rhode Island Hospital	20	27	23	22
Natl. Tooling Machinist Assoc (NTMA)	81	83	99	124
Assoc. Gen. Contractors	21	13	29	22
Naval Underwater Systems Command		30	20	25
Ladd School				43
South County Hospital				29
Mental Health, Retardation & Hospitals				132
Zambarano				45
Health Care Centers (12 sites)		96	399	156
Government Center			59	
	2,604	2,889	3,498	3,666

GRADUATES OF 1988

(With Comparisons to 1987 Graduates)

A systematic study of the graduates of 1988 was conducted to determine their status six months after graduation. Using both the mail and the telephone as data collection vehicles, the Placement Office staff achieved an impressive response rate of 80.3 percent.

The information collected from the graduates has been summarized by each program of study. Only an overall summary is reported here. Looking at the seven status choices, 83 percent of the graduates are employed in some capacity (86% for 1987). Also, nearly 42 percent of the graduates are continuing their education (36% for 1987). Twenty-four graduates or 2.4 percent reported that they were unemployed and looking for a position (down slightly from 2.8% for 1987 graduates).

TABLE 6

SUMMARY OF GRADUATES

STATUS OF THE GRADUATES	1987	1988	1987	1988
	Number		Percent	
Employed full-time	610	448	48.2%	45.6%
Job full-time & education part-time	166	141	13.1%	14.3%
Employed part-time	130	90	10.3%	9.2%
Unavailable for employment	30	9	2.4%	0.9%
Unemployed and looking	36	24	2.8%	2.4%
Education full-time	114	131	9.0%	13.3%
Education full-time & job part-time	179	140	14.2%	14.2%
TOTAL RESPONSES	1,265	983	100%	100%

CAREER OR TEMPORARY POSITION	Number		Percent	
	Career	713	474	71.3%
Temporary	287	210	28.7%	30.7%
TOTAL RESPONSES	1,000	684	100%	100%

ATTENDING SCHOOL FULL-TIME	Number		Percent	
	Bryant College	48	32	16.2%
Community College of Rhode Island	28	26	9.5%	9.6%
Johnson & Wales College	4	1	1.4%	0.4%
Northeastern University	4	4	1.4%	1.5%
Providence College	3	3	1.0%	1.1%
Rhode Island College	116	119	39.2%	43.8%
Rhode Island School of Design	0	0	0.0%	0.0%
Roger Williams College	9	4	3.0%	1.5%
Salve Regina College	2	1	0.7%	0.4%
Southeastern Mass. University	5	8	1.7%	2.9%
University of Rhode Island	43	39	14.5%	14.3%
Other In-State	8	5	2.7%	1.8%
Other Out-of-State	26	30	8.8%	11.0%
TOTAL RESPONSES	296	272	100%	100%

CCRI TRANSFERS ENROLLING IN OTHER RHODE ISLAND INSTITUTIONS

Rhode Island College continues to attract the greatest number of Community College transfers (53 percent of those reported in Table 7) followed by the University of Rhode Island (21 percent, down from 24 percent in 1987). Information on transfers who actually enroll in institutions in other states is not available.

TABLE 7

CCRI TRANSFERS ENROLLING IN RHODE ISLAND INSTITUTIONS

R.I. INSTITUTIONS	1985	1986	1987	1988
Rhode Island College	453	438	455	492
University of Rhode Island	190	175	218	193
Bryant College	87	59	88	62
Bryant College Evening Division	137	116	112	131
Providence College	5	3	10	4
Roger Williams College	12	14	16	14
Johnson and Wales College	18	7	11	11
Salve Regina College	12	8	14	20
R.I. School of Design	8	6	0	1
Brown University	0	0	1	1
TOTAL	922	826	925	929

ENROLLMENT IN NON-CREDIT COURSES

The Office of Community Services is the division of the College responsible for the operation of non credit courses and activities. Non-credit courses are offered in a wide range of subjects.

Continuing education is provided for various groups, including nurses, real estate agents, dental assistants, secretaries, bankers and others.

Activities include:

DRIVER RETRAINING for traffic violators

MOTORCYCLE SAFETY for first-time licenses and rider improvement

GED TESTING PROGRAM for those seeking high school equivalency diploma

BUSINESS, INDUSTRY AND GOVERNMENT AGENCY customized courses for upgrading employee skills

VOCATIONAL TRAINING FOR ADULTS providing entry-level skills to unemployed, underemployed, and limited English proficient

SUPPORT SERVICES FOR SINGLE PARENTS AND HOMEMAKERS including counseling, advising, parenting, child care and placement

SCHOOL BUS DRIVER TRAINING for new drivers and continuing education for present drivers.

ENROLLMENT GROUPINGS FOR COMMUNITY SERVICE COURSES

TABLE 8

Courses	ENROLLMENT			
	1985-86	1986-87	1987-88	1988-89
(includes summer courses)				
Non-Credit	5,848	6,371	6,652	6,105
Motorcycle Safety	2,718	2,491	2,310	2,405
High School Equivalency	321	364	430	508
Bus Driver Training		324	1,589	1,866

ENROLLMENT BY PROGRAM OF STUDY

From 1985 to 1988 the total fall headcount enrollment has increased 16.7 percent. More recently, enrollment moved up by 1,611 students (12% increase) in the fall of 1988 as compared to the fall of 1987. This one year increase yielded a record headcount of 14,718. The most dramatic growth here came in computer studies, the liberal arts/general program and the open college non-degree area. These enrollments grew 25%, 23% and 17% respectively.

TABLE 9

FALL ENROLLMENT

	1985-86	1986-87	1987-88	1988-89
BUSINESS & COMMERCE TECHNOLOGIES	2,381	2,591	2,649	2,552
Business Administration	1,805	2,056	2,158	2,046
Retail Management	218	227	205	227
Office Studies	358	308	286	279
COMPUTER STUDIES & INFORMATION PROCESSING	297	377	362	454
HEALTH & PARAMEDICAL	774	704	677	756
Cardio-Respiratory Care	45	27	29	28
Dental Assistant	31	28	32	26
Dental Hygiene				38
Medical Lab Technology	65	65	42	32
Nursing-ADN & LPN	556	466	450	501
Phlebotomy		48	47	42
Radiology (X-Ray)	77	70	77	89
ENGINEERING & TECHNOLOGIES	610	581	615	647
Engineering	184	186	180	197
Computer Engineering Technology			15	19
Electronic Engineering Technology	91	96	89	81
Mechanical Engineering Technology	31	34	41	52
Machine Design	34	29	35	31
Machine Processes	58	47	30	39
Chemical Technology	50	39	49	39
Electronics	131	117	106	108
Instrumentation	31	31	29	38
Technical Studies		2	41	43
PUBLIC SERVICE TECHNOLOGIES	658	770	744	840
Human Services	602	717	686	756
Fire Sciences	56	53	58	84
GENERAL PROGRAMS	1,209	1,366	1,626	1,964
Liberal Arts (Includes GENS)	962	1,104	1,327	1,634
Science	54	52	67	59
Fine Arts	193	210	232	256
International Studies (Not a major)				15
OPEN COLLEGE	6,688	6,707	6,434	7,505
Program Applicant (OPEN)	1,388	1,133	1,278	1,452
Non-Degree (UNCL)	5,300	5,574	5,156	6,053
TOTAL	12,617	13,096	13,107	14,718

GRADUATES BY PROGRAM OF STUDY

The number of CCRI graduates has decreased 15% during this five year period. This year there were 1,202 graduates (unofficial count) or 22 less than the previous year. Two of the six groupings — Computer Studies & Information Processing, and Public Service Technologies — each revealed about a 20% decline while the number of General Programs graduates increased 11% from 1987-88 to 1988-89. Seven years ago, the peak graduate year, CCRI graduated 1,562 students.

TABLE 10

GRADUATES BY PROGRAM OF STUDY

	1984-85	1985-86	1986-87	1987-88	1988-89
BUSINESS & COMMERCE	498	478	480	420	424
Business Administration	386	365	371	340	320
Retail Management	34	26	40	23	36
Office Studies					
A.S.-Office Studies	66	69	52	55	38
Certificate-Secretarial Studies	12	18	17	2	30
COMPUTER STUDIES & INFORMATION PROCESSING	110	99	92	77	62
A.S.-Computer Studies	68	70	67	49	35
Certificate-Computer Studies	26	13	18	18	11
Certificate-Office Automation	16	16	7	10	16
HEALTH & PARAMEDICAL	372	371	404	323	319
Cardio-Respiratory Care	17	17	7	8	11
Dental Assistant	25	18	18	16	9
Medical Lab Technology	12	16	13	12	3
Nursing ADN	188	211	199	169	169
Practical Nursing	92	78	79	46	45
Phlebotomy			61	42	48
Radiology (X-Ray)	38	31	27	30	34
ENGINEERING & TECHNOLOGIES	99	128	92	83	80
Engineering	25	23	24	22	15
Computer Engineering Technology					2
Electronic Engineering Technology	13	18	14	8	6
Mechanical Engineering Technology	3	8	2	5	0
Machine Design	8	8	4	0	3
Machine Processing	1	8	11	7	7
Chemical Technology	12	19	4	11	10
Electronics	22	17	9	12	11
Instrumentation	15	10	8	5	11
Technical Studies		17	16	13	15
PUBLIC SERVICE TECHNOLOGIES	103	119	129	119	93
Human Services	91	100	119	110	88
Fire Science	12	19	10	9	5
GENERAL PROGRAMS	235	223	217	202	224
Liberal Arts (includes GENS)	193	183	180	169	192
Science	5	11	6	6	4
Fine Arts	32	29	30	27	28
Other	5	0	1	0	0
TOTAL	1,417	1,418	1,414	1,224	1,202*

FACULTY CHARACTERISTICS

In the spring of 1989 there were 295 continuing full-time faculty members at the Community College. For this group, the most frequent set of characteristics was holding a master's degree, being a full professor, and having been with the Community College for fifteen or more years. Sixty-three percent of the continuing full-time faculty have been with CCRI for 15 or more years.

TABLE 11

FACULTY CHARACTERISTICS

	FEMALE		MALE	
	Number	Percent	Number	Percent
TOTAL	140	47%	155	53%
Degree				
Doctorate	10	3%	47	16%
Masters	121	41%	103	35%
Bachelors	9	3%	5	2%
Rank				
Professor	53	18%	101	34%
Associate Professor	30	10%	30	10%
Assistant Professor	52	18%	20	7%
Instructor	5	2%	4	1%
Years of Service				
15 or more	79	27%	106	36%
10 to 14	18	6%	25	8%
5 to 9	16	5%	9	3%
Less than 5	27	9%	15	5%

FACULTY RANK

RANK OF 1988-89 FACULTY BY PROGRAM AREA

TABLE 12

	RANK				TOTAL
	PR	AO	AI	I	
TOTAL FACULTY	154	60	72	9	295
BUSINESS & COMMERCE	15	6	12	1	34
Business Administration	12	5	8	1	26
Office Studies	3	1	4	0	8
COMPUTER STUDIES & INFORMATION PROCESSING	5	2	3	0	10
HEALTH AND PARAMEDICAL	19	13	23	4	59
Dental Assistant	0	0	1	0	1
Medical Lab Technology	1	1	0	0	2
Radiology (X-Ray)	0	1	0	1	2
Nursing - ADN	18	6	9	0	33
Practical Nursing	0	4	6	0	10
Cardio-Respiratory Care	0	0	1	1	2
Dental Hygiene	0	1	1	2	4
Newport Nursing Program	0	0	5	0	5
ENGINEERING & TECHNOLOGIES	8	4	5	1	18
Engineering	4	0	3	0	7
Machine Design	1	1	0	0	2
Machine Processing	2	0	1	0	3
Industrial Electronics	0	2	1	1	4
Instrumentation	1	1	0	0	2
PUBLIC SERVICE TECHNOLOGIES	2	4	3	0	9
Human Services	2	4	3	0	9
GENERAL PROGRAMS	105	31	26	3	165
Drama	2	1	1	1	5
English	20	9	8	1	38
Languages	6	0	1	0	7
Social Science	12	3	4	0	19
Psychology	18	1	0	0	19
Biology	9	2	1	0	12
Chemistry	6	2	1	0	9
Physics	6	2	0	0	8
Mathematics	18	1	2	0	21
Art	5	1	3	1	10
Music	1	1	2	0	4
Physical Education	1	0	1	0	2
Learning Resources	1	8	2	0	11

PR - Professor

AO - Associate Professor

AI - Assistant Professor

I - Instructor

STAFF CHARACTERISTICS

The staff at the Community College was categorized into three groups:

- a. Classified. Includes maintenance personnel, security officers, technicians, clerical staff, counselors, and nurses.
- b. Non-Classified. Professional staff which includes managers, coordinators, counselors, programmers, accountants, as well as some clerical staff, technicians, and paraprofessionals.
- c. Administration. Includes president, vice presidents, directors, deans, and associate and assistant deans and directors.

Compared with 1987-88, the average descriptions of the three types of staff have changed only slightly. Approximately one-third of the professional staff have 15 or more years of service. The number of classified staff decreased from 184 to 179, non-classified decreased from 92 to 87 and the administrators remained the same.

TABLE 13

STAFF CHARACTERISTICS

	Number	Percent		Number	Percent
CLASSIFIED			NON-CLASSIFIED		
Total	179	100%	Total	87	100%
Sex			Sex		
Female	107	60%	Female	52	60%
Male	72	40%	Male	35	40%
Degree			Degree		
High School	118	66%	High School	27	31%
Associate	22	12%	Associate	23	26%
Bachelors	15	8%	Bachelors	20	23%
Masters	7	4%	Masters	17	20%
Less than High School	17	9%	Less than High School	0	0%
Years in Service			Years in Service		
15 or more	22	12%	15 or more	31	36%
10 to 14	43	24%	10 to 14	31	36%
5 to 9	44	25%	5 to 9	12	14%
Less than 5	70	39%	Less than 5	13	15%
ADMINISTRATION					
Total	47	100%			
Sex					
Female	12	26%			
Male	35	74%			
Degree					
Associate	1	2%			
Bachelors	18	38%			
Masters	19	40%			
Doctorate	9	19%			
Years in Service					
15 or more	15	32%			
10 to 14	12	26%			
5 to 9	10	21%			
Less than 5	10	21%			

TUITION AND FEES

The open door policy of the Community College argues for keeping the tuition and fees as low as possible in order to increase the accessibility of the programs to all students including those with limited financial means. This concern for keeping the tuition and fees at a modest level has generally resulted in increased tuitions each year that are similar to the Consumer Price Index changes. Most recently, however, these increases have exceeded the CPI.

Combined tuition and fees increased 6.6 percent in 1987-88, 5.6 percent in 1988-89 and 5.1 percent in 1989-90.

TABLE 14

FULL-TIME TUITION AND MANDATORY FEES PER SEMESTER

YEAR	Semester Tuition & Fees	Relative Change	CPI Relative Change
1970-71	\$140	1.00	1.00
1971-72	170	1.21	1.04
1972-73	170	1.21	1.08
1973-74	170	1.21	1.14
1974-75	170	1.21	1.27
1975-76	200	1.43	1.39
1976-77	200	1.43	1.46
1977-78	200	1.43	1.54
1978-79	218	1.56	1.65
1979-80	232	1.66	1.80
1980-81	247	1.76	2.04
1981-82	275	1.96	2.28
1982-83	315	2.25	2.48
1983-84	345	2.46	2.58
1984-85	370	2.64	2.68
1985-86	395	2.82	2.79
1986-87	422	3.01	2.87
1987-88	450	3.21	2.93
1988-89	475	3.39	3.05
1989-90	502	3.59

GENERAL EDUCATION REVENUES

The general education revenues for the Community College are unrestricted revenues which means these funds are not designated for any specific purpose except the general support of the institution. These revenues represent the major portion of the funds available to the College and come primarily from two sources. State appropriations and tuition and fees.

From 1976-77 to 1982-83 the student paid tuition and fees provided an increasing share of the revenues while the share from state appropriations has declined. Beginning with the 1982-83 fiscal year, these percentages have remained constant.

TABLE 15

GENERAL EDUCATION REVENUES

UNRESTRICTED REVENUES IN THOUSANDS (\$1,000)

	State Appropriation	Tuition & Fees	Other	Total
1976-77	12,471	2,631	328	15,430
1977-78	13,460	2,944	669	17,073
1978-79	14,190	3,360	826	18,376
1979-80	15,007	3,695	701	19,403
1980-81	16,248	4,206	578	21,032
1981-82	16,801	4,768	976	22,545
1982-83	18,471	5,661	679	24,811
1983-84	19,631	6,163	793	26,587
1984-85	20,569	6,258	777	27,604
1985-86	21,640	6,571	856	29,067
1986-87	22,724	6,953	1,170	30,847
1987-88	24,864	7,595	1,087	33,546
1988-89	27,168	8,725	1,059	36,952

AS PERCENTAGE OF TOTAL REVENUES

	State Appropriation	Tuition & Fees	Other	Total
1976-77	81	17	2	100%
1977-78	79	17	4	100%
1978-79	77	18	4	100%
1979-80	77	19	4	100%
1980-81	77	20	3	100%
1981-82	75	21	4	100%
1982-83	74	23	3	100%
1983-84	74	23	3	100%
1984-85	74	23	3	100%
1985-86	74	23	3	100%
1986-87	74	23	4	100%
1987-88	74	23	3	100%
1988-89	74	23	3	100%

GENERAL EDUCATION EXPENDITURES

The expenditures of the general education funds are classified according to the following five categories. Personnel services, operating expenditures, student aid, capital and other. In recent years the personnel services category has accounted for seventy-four to seventy-seven percent of the total expenditures.

TABLE 16

GENERAL EDUCATION EXPENDITURES

UNRESTRICTED EXPENDITURES IN THOUSANDS (\$1,000)

YEAR	Personnel Services	Operating Expenses	Student Aid	Capital	Other*	TOTAL
1976-77	9,912	2,384	194	687	2,253	15,430
1977-78	11,787	2,351	146	403	2,386	17,073
1978-79	12,844	2,502	211	482	2,337	18,376
1979-80	13,932	2,691	265	255	2,260	19,403
1980-81	15,322	2,941	290	306	2,173	21,032
1981-82	16,510	3,197	371	616	1,851	22,545
1982-83	17,887	3,534	421	994	1,975	24,811
1983-84	19,254	4,063	537	689	2,044	26,587
1984-85	20,481	4,084	515	639	1,885	27,604
1985-86	21,503	4,449	570	763	1,782	29,067
1986-87	22,935	4,735	506	950	1,721	30,847
1987-88	25,719	4,558	557	1,072	1,639	33,545
1988-89	28,696	4,790	639	1,320	1,507	36,952

AS PERCENTAGE OF TOTAL EXPENDITURES

YEAR	Personnel Services	Operating Expenses	Student Aid	Capital	Other*	TOTAL
1976-77	64	16	1	4	15	100%
1977-78	69	14	1	2	14	100%
1978-79	70	14	1	2	13	100%
1979-80	72	14	1	1	12	100%
1980-81	73	14	1	2	10	101%
1981-82	73	14	2	3	8	100%
1982-83	72	14	2	4	8	100%
1983-84	72	15	2	3	8	100%
1984-85	74	14	2	2	7	100%
1985-86	74	15	2	3	6	100%
1986-87	74	15	2	3	6	100%
1987-88	77	13	2	3	5	100%
1988-89	77	13	2	3	5	100%

*"Other" includes Debt Services and Year End Transfers

STUDENT FINANCIAL AID

From 1985-86 to 1987-88, the total state student financial aid increased 11.9% while both the federal programs and the Stafford loans (formerly Guaranteed Student loans) decreased substantially. Overall, the total dollars available dropped by 24% before any adjustment for tuition increases. Some of these decreases can be accounted for by changes in federal regulations and fewer numbers of full-time students.

TABLE 17

STUDENT FINANCIAL AID

	1985-86		1986-87		1987-88	
	Amount (\$1,000)	Number	Amount (\$1,000)	Number	Amount (\$1,000)	Number
STATE PROGRAMS						
RIHEAA	324	851	230	911	372	1,323
Comm. College Grants	344	823	357	624	311	557
Remission of Tuition	186	1,173	207	1,108	260	1,311
Student Help	340	560	356	575	393	576
Total State Program	1,194	3,407	1,150	3,218	1,336	3,767
FEDERAL PROGRAMS						
Basic Op. Grant (Pell)	1,677	1,876	1,333	1,432	1,548	1,446
Supp. Ed. Op. Grant	127	318	103	231	90	195
Nursing Scholarship	0	0	0	0	0	0
College Work Study	257	271	249	266	171	327
Total Federal Program	2,061	2,465	1,685	1,929	1,809	1,968
OTHER						
Stafford Loans (Formerly GSL)	1,517	832	971	775	483	304
TOTAL STUDENT FINANCIAL AID	4,772	6,704	3,806	5,922	3,628	6,039

Community College of Rhode Island does not discriminate in admissions, services or employment on the basis of sex, race, color, religion, national origin, ancestry, age or handicap

Community College of Rhode Island Foundation

The Community College of Rhode Island Foundation was established in 1979 by an Act of the General Assembly to promote and generate community support for the College.

The Foundation raises funds for college activities that are not ordinarily supported by state appropriations. The primary objective is to build a self-perpetuating endowment for scholarships, but funds are also used for faculty enrichment and development, cultural activities, campus beautification, library acquisitions, and special projects and equipment for academic departments.

Foundation trustees are nominated on an annual basis and elected to three-year terms.

Board of Directors

Officers

William E. Smith, APR *President*
Dorothee D. Maynard *Vice President*
Richard DiGennaro, C.P.A. (A) *Treasurer*
Mildred T. Nichols *Secretary*
Richard A. Kaplan, J.D., C.P.A. *Immediate Past President*

Roger N. Begin (A)	Harrison J. Day (A)	Paula Lahoud (A)
Kevin Byrne (A)	Dr. Diane M. Disney	John Palumbo, C.P.A. (A)
Dan Carney (A)	Peter S. Gallagher (A)	George Sousa (A)
B. Jae Clanton	George Jezierny	Herbert J. Underhill, DDS

Edward J. Liston *President, Community College of RI ex-officio*
Albert E. Carlotti *Chairman, Board of Governors ex-officio*
Robert Carosi *President, Alumni Association ex-officio*

Trustees

Jaime Aguayo	Ron DiOrio	Timothy J. Moran
Bill Anderson	Marvin Dronzek	John Mousseau
Joseph Beretta, Sr.	Dottie Finnerty	Kathryn O'Hare (A)
Barbara Blue	Hon. Francis X. Flaherty	Louise Randall
Thomas F. Brady	Jo Eva Gaines	John C. Revens (A)
Edward Carosi	Peter Galato (A)	Anne M. Riccizelli (A)
Frank Cenerini	Dr. William Garrahan	Arthur Robbins
Allen Cicchitelli	Robert Hadley	Page Sherlock (A)
David Cichy (A)	John Howell, Jr.	Nancy Shuster
Barbara Colvin	Edna O'Neill Mattson	Joseph Souza (A)
Vincent Cullen	Edward J. McElroy	John St. Sauveur
Frank Deluca (A)	Lucy D. Medeiros	Charles Sullivan
Domenic DiLuglio	Walter Mendillo (A)	Anthony Vellucci
	Ben Mondor	Vincent Winter

Frank Orth, Honorary Trustee

(A) *Alumnus*

ERIC Clearinghouse for
Junior Colleges

DEC 15 1989

Community College
of Rhode Island
celebrates 25 years
of education and
public service
